

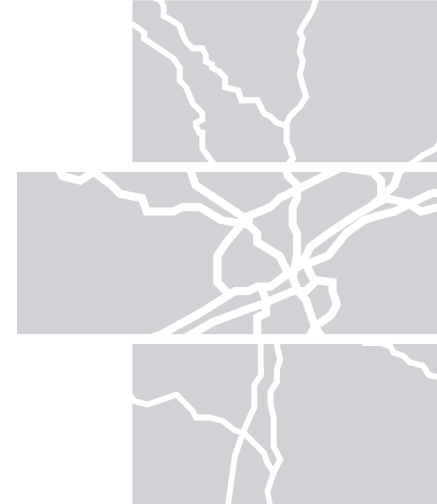
Item 5

Annual Listing of Obligated Projects for FY 2023

PRESENTER: CRAIG LUEBKE, TPO STAFF

NO ACTION REQUIRED

A summary of Federal transportation obligations in the Knoxville TPO Planning Area between October 1, 2022 and September 30, 2023.

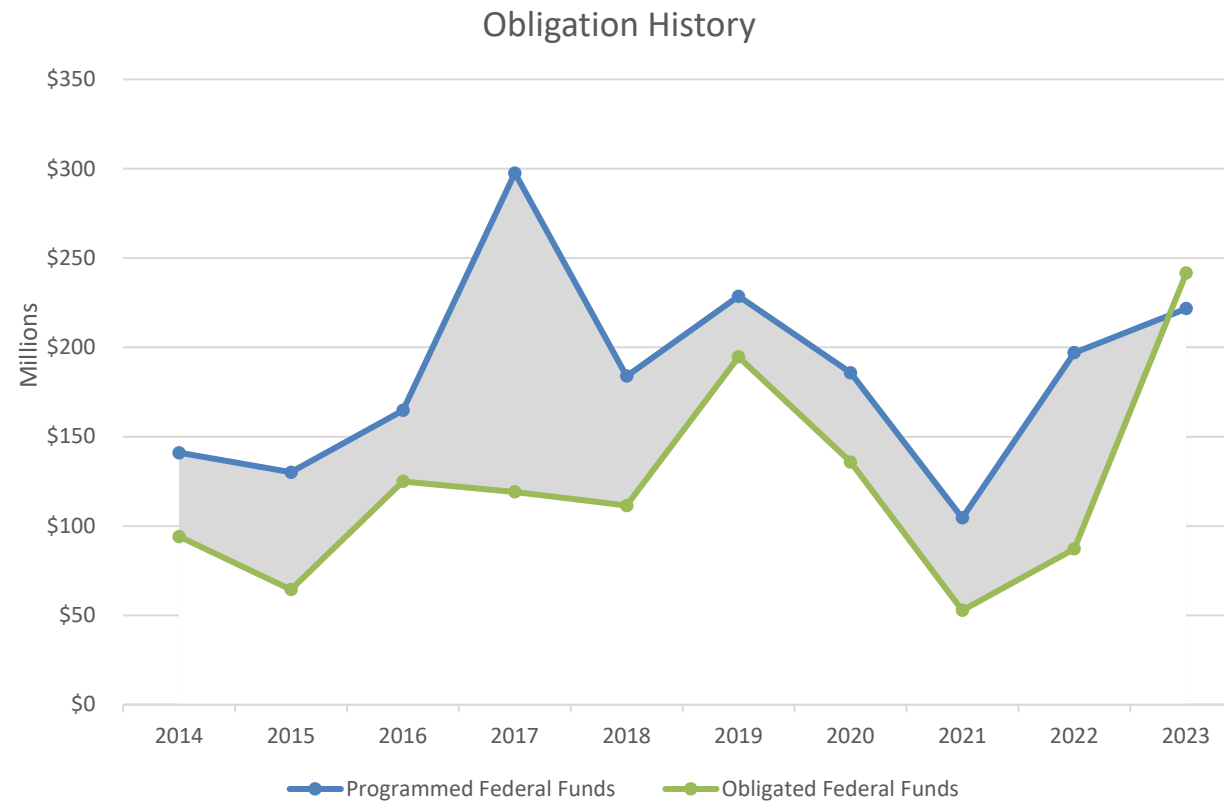


Annual Listing of Federally Obligated Projects

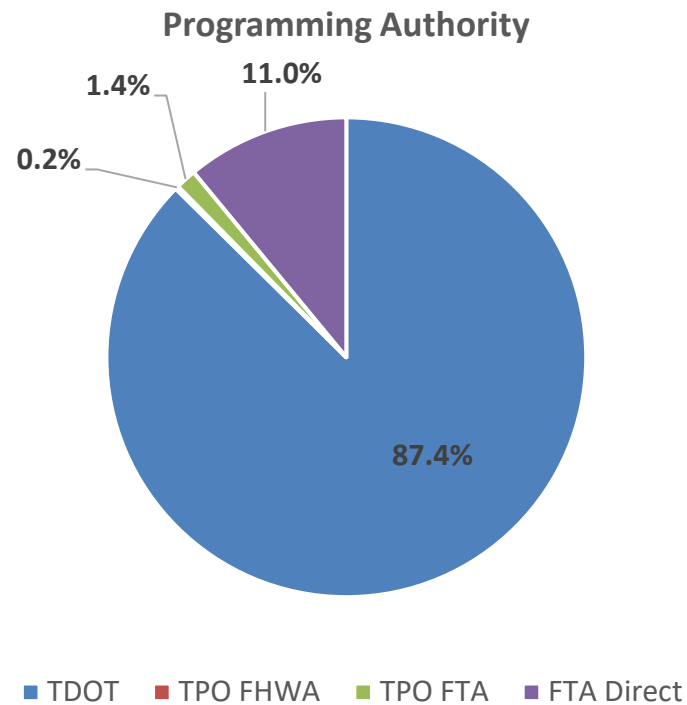
Fiscal Year 2023



Obligation History



Obligations by Programming Authority



TDOT

- \$211.2M (87%)

TPO

- FHWA \$538K (0.2%)
- FTA \$3.4M (1.4%)

FTA Direct

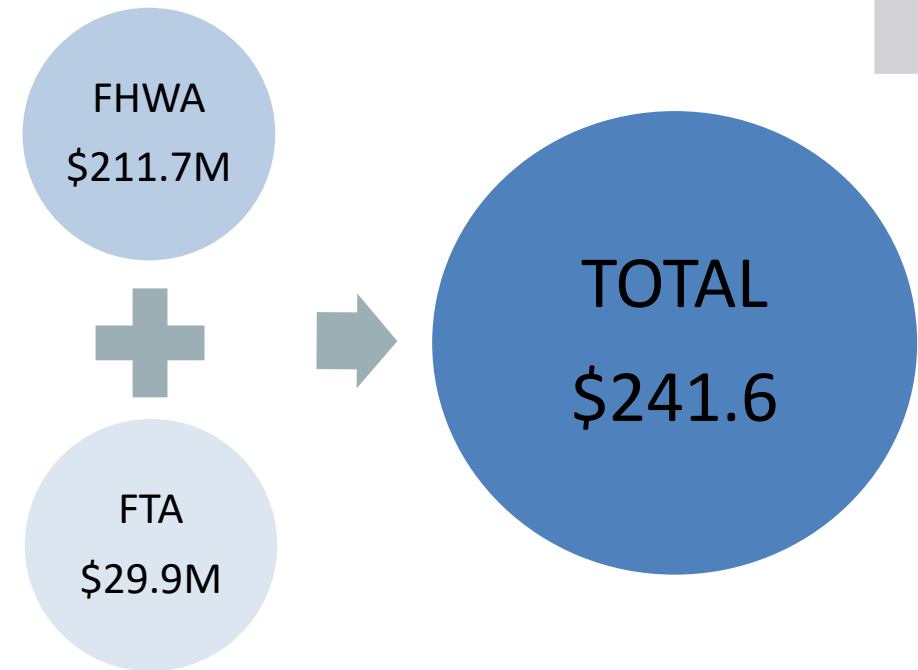
- \$26.5.M (11%)

TOTAL

- \$241.6M

Obligations by Funding Source

Fund Type	Obligated	% of Obligations
CMAQ	-\$2,188,260	0%
CRP	\$0	0%
HPP	\$12,346	0.0%
HSIP	\$7,765,366	3%
HSIP-R	\$2,266,380	1%
L-STBG	\$538,848	0.2%
L-STBG-TA	\$0	0%
NHPP	\$200,557,257	83%
PHSIP	\$151,525	0.1%
S-STBG	\$2,159,332	1%
S-STBG-TA	\$441,314	0.2%
S-STP	\$0	0%
TRANSIT	\$14,873,711	6%
FHWA Flex to Transit	\$15,023,823	6%



Obligations by Project Type

Project Type	Federal Funds Obligated	% of Obligations
Interstate	\$60,352,022	25.0%
State Route	\$147,914,843	61.2%
Local Route	\$2,548,234	1.1%
ITS/Signal	\$137,510	0.1%
Transit	\$29,897,534	12.4%
Other	\$262,448	0.1%
Bike/Ped	\$489,053	0.2%
TOTAL	\$241,601,642	

TPO Managed Funds

Funding Source	Obligated	Programmed	% Obligated
HIP Obligations + Flex to FTA	\$1,044,924	\$2,131,876	49%
L-STBG Obligations + Flex to FTA	\$2,869,924	\$26,242,386	11%
L-TAP Obligations	\$0	\$0	0%
CRP Obligations	\$0	\$2,573,400	0%

FY 2023 L-STBG Review

Revenues \$69.2M

- Rollover: \$56.2M
- +
- Annual Allocation: \$13.0M

Committed to
Projects
(TIP Programming)
\$21.2M

Rollover to
FY 2024
\$48.0M
(*\$23.6M
Programmed*)

FY 2023 L-STBG-TA Review

Revenues \$3.4M

- Rollover: \$1.88M
- +
- Annual Allocation: \$1.56M



Committed to
Projects
(TIP Programming)
\$0M



Rollover to
FY 2024
\$3.4M
*(\$3.4M
Programmed)*

FY 2023 Carbon Reduction Program (CRP)

Revenues \$3.1M

- Rollover: \$1.5
- +
- Annual Allocation: \$1.6M



Committed to
Projects
(TIP Programming)
\$0



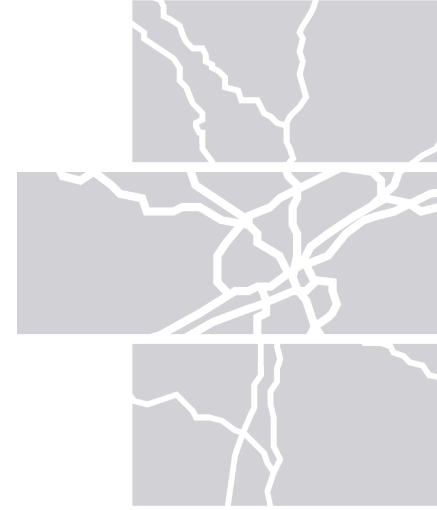
Rollover to
FY 2024
\$3.1M
*(\$2.6 M
Programmed)*

Current and previous reports are available on the TPO website at:

<https://knoxtpo.org/projects/transportation-improvement-program/>

Looking Ahead

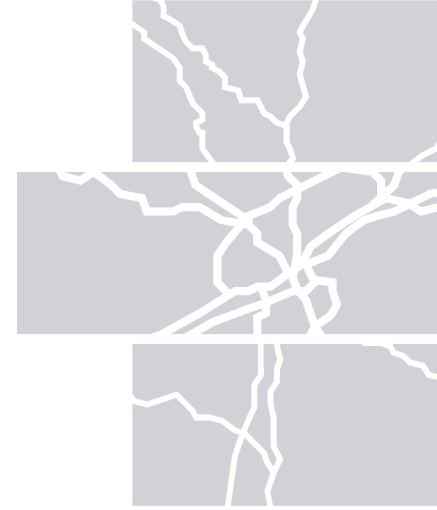
- Continue to monitor Funding Reserve and Cost Overruns with regular updates



Questions?

Contact:
craig.luebke@knoxtpo.org
865.215.3825

Cost Overrun & Contingency Program Reserve Policies



- Contingency Reserve:
 - Apply 9% to total TPO revenue
 - $\$119.5\text{M} \times 9\% = \10.8M Program Reserve
- Cost Overrun:
 - Cost overruns below 25% of the total project cost, or increasing TPO federal funds up to \$500,000, will be processed by TPO staff. Cost overruns in excess 25%/\$500K require approval by TPO Technical Committee
 - \$500,000 limit = 4.6% of the contingency reserve fund total
 - TPO staff will monitor the contingency reserve balance and provide updates to the TPO Technical and Executive Board following all approved cost overruns